

In November, the Flood Control District had 42 active construction projects (including both capital and maintenance projects). There have been 49 construction contracts awarded, to date, for a total of \$415.5 million. Since the passage of the 2018 Bond Program, \$1.14 billion has been spent, with \$596 million in bond funds, \$393 million in grant funds and \$155 million in other local funds.

The Flood Control District also held a community engagement meeting to share updates with the public on an upcoming construction project in the Greens Bayou watershed. The Smith Road Channel Diversion Project (P133-00-00-Y003, Bond ID C-31) involves a channel diversion effort near Smith Road that will provide an alternative route for excess water to flow. It is funded through funds from the 2018 Bond Program, as well as a \$6.6 million grant as secured through Community Development Block Grant for Disaster Recovery (CDBG-DR) funding from the United States Department of Housing and Urban Development.

Construction Contracts Awarded

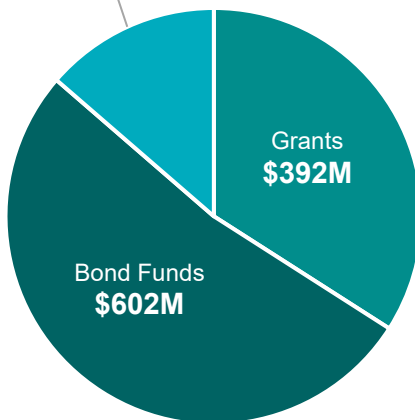
Last Month – Count	Last Month – Amount	Total – Count	Total – Amount
0	\$0M	49	\$416M

Agreements Awarded

Last Month – Count	Last Month – Amount	Total – Count	Total – Amount
5	\$24M	496	\$438M

Total Spending through November 2022

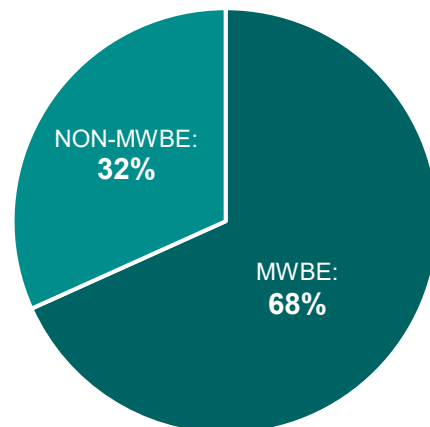
Other Local Funds
\$157M



Professional Services Invoices Paid

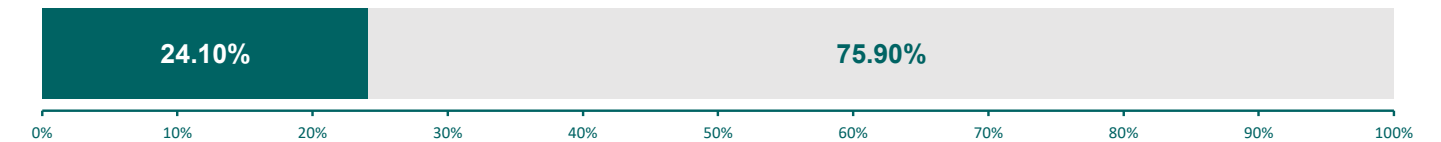
Total Invoiced – 11/01/2022 to 11/30/2022

\$437K



**Minority- and/or Women Owned Business Enterprises (MWBE)*

Overall Progress



Key Performance Indicators*

SPI

.95

** SPI is Schedule Performance Index, which is a measure of how well the program is performing compared to the planned schedule. Any SPI greater than 1 indicates the program is ahead of schedule, while anything less than 1 indicates the program is behind schedule. Within 0.85 and 1.15 is deemed “good”, less than 0.85 to 0.7 and more than 1.15 to 1.3 is “fair”, and anything less than 0.7 and more than 1.3 is “at risk”.*

Home Buyouts

Home Buyouts
in Progress

233

Home Buyouts Completed
Includes CSD Mandatory Buyouts

913

Buyouts Funding
Secured – Total

\$516M

Buyouts Funding Secured –
Spent to Date

\$174M

Projects Changing Stages

Project ID	Project Name	Stage Ending	Stage Starting
A520-03-00-E003	South Belt Stormwater Detention Basin Excavation, Phase 3	Construction	Turnover & Startup
E101-00-00-P002	Little White Oak Bayou feasibility study (E101-00-00-P002)	Feasibility	Complete
D100-00-00-B030	South Rice Ave and Chimney Rock Bridges	Construction	Turnover & Startup
K100-00-00-X085	Major Maintenance of Cypress Creek and Tributaries Batch 2	Project Initiation	Construction
P118-00-00-E007	Mainstem Improvements Downstream of Hopper and in Keith Weiss Park	Project Initiation	Preliminary Engineering
P518-11-00-E001	Harris County Precinct 2- and Harris County Flood Control District Channel P118-21-00 Drainage Improvements Phase I: Excavation of P518-11-00 Detention Basin	Construction	Turnover & Startup

In the News

The following represent construction notices distributed by the Harris County Flood Control District. To view more information, log on to [hcfcd.org](https://www.hcfcd.org) and visit the “Latest News” section.

Mud Gully (Beamer Ditch) Channel Conveyance Improvements Update

The Harris County Flood Control District would like to provide the following construction update on Mud Gully (Beamer Ditch) Project ID A120-00-00-C003:

The Harris County Flood Control District would like to provide the following construction update on Mud Gully (Beamer Ditch) Project ID A120-00-00-C003:

- Progress on Mud Gully channel conveyance improvements currently remains on hold.
- The Harris County Flood Control District is working through a required legal process that began when the construction contractor’s lack of progress forced the Flood Control District to declare the Mud Gully project abandoned and the contractor surrendered the right to remain in possession and control of the work.
- Currently, the contractor’s surety and the Flood Control District are finalizing an agreement that will allow a new contractor to finish the project.
- Once finalized, the agreement will be submitted to Harris County Commissioners Court for approval.
- The Flood Control District is aiming to resume construction by early 2023
- In the interim, the Flood Control District has been notified of maintenance concerns and will continue to implement mowing and debris removal as needed.
- The Harris County Flood Control District will provide an update on our progress when the agreement is posted for Commissioners Court approval and looks forward to restarting construction as quickly as possible.

Please visit www.hcfcd.org/Mud-Gully for project updates; or to leave a question or comment, click the “Submit A Comment” button located under the Project Description section

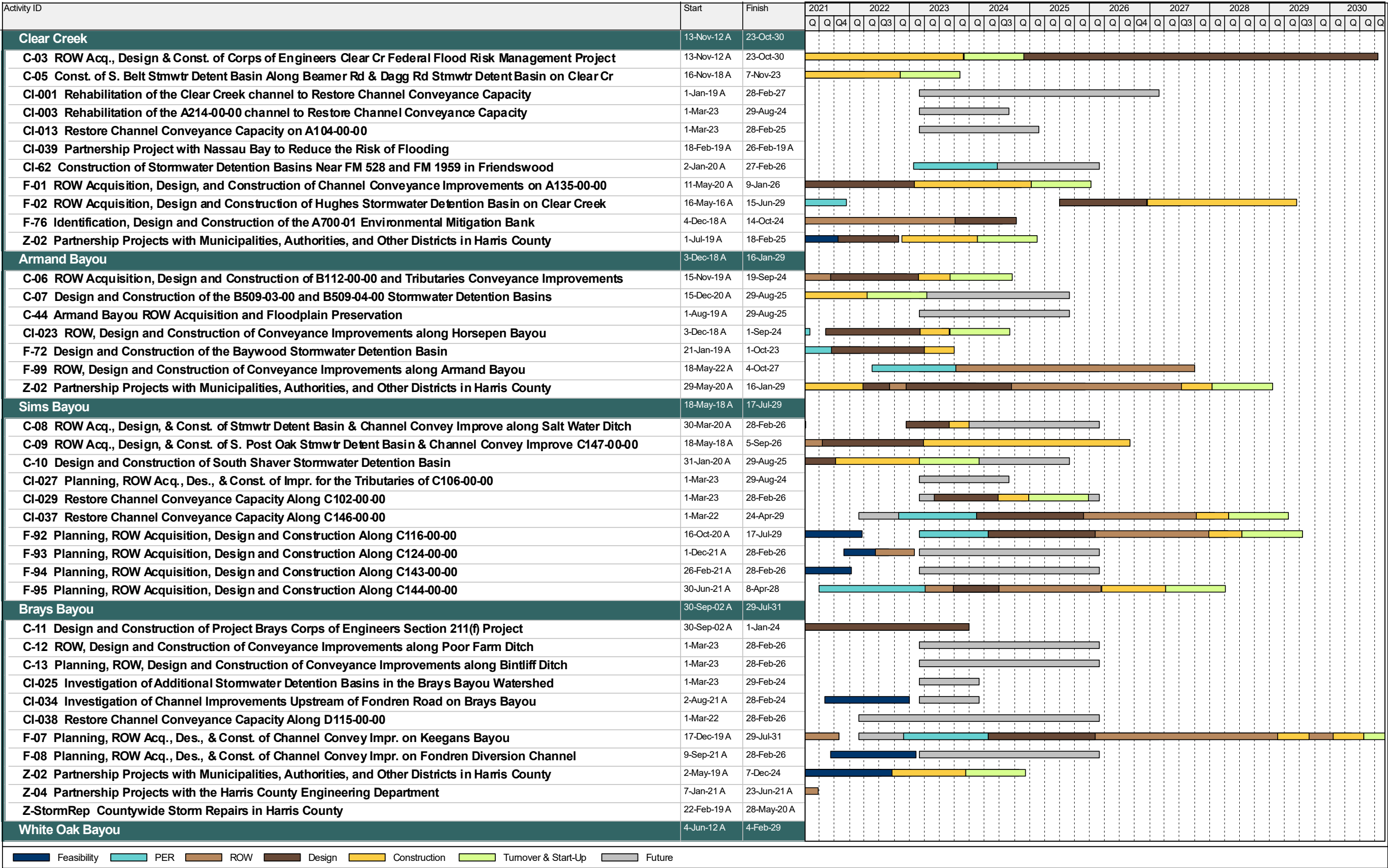
Construction Update for White Oak Bayou Federal Flood Damage Reduction Project

The Harris County Flood Control District would like to provide an important update on the White Oak Bayou Federal Flood Damage Reduction Project:

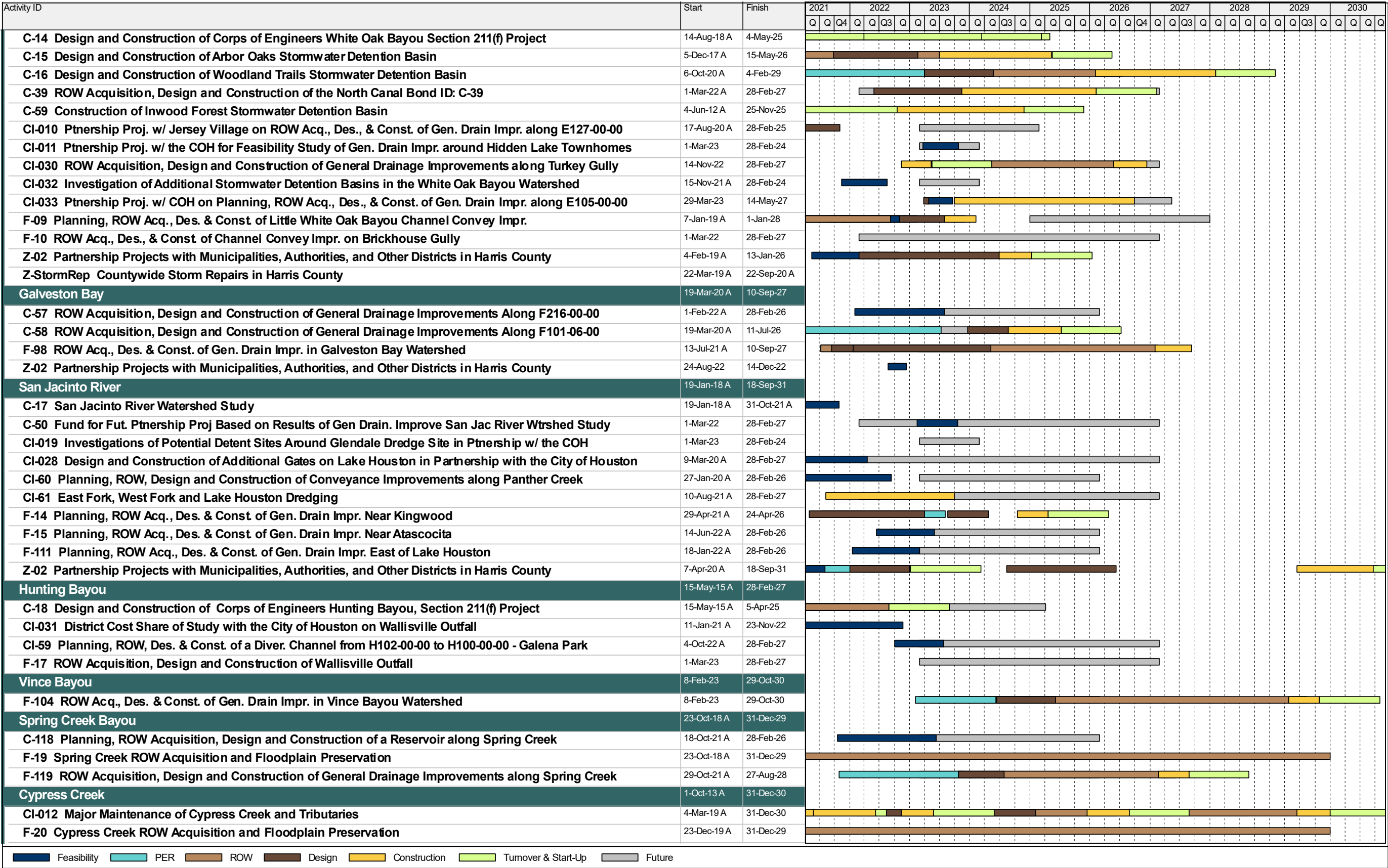
- Construction on the two remaining segments within the White Oak Bayou Federal Flood Damage Reduction Project, E100-00-00-E005 and E100-00-00-E006 remains on hold pending an agreement between the contractor’s surety and the Harris County Flood Control District.
- The Harris County Flood Control District is working through a required legal process that began when the contractor declared bankruptcy and surrendered the project to the Flood Control District in May 2022.
- On September 29, 2022, the contractor’s surety received bids from contractors to complete the project.
- The contractor’s surety has provided the Flood Control District a proposed path forward for approval. The contractor’s surety and the Flood Control District are working to negotiate an agreement on the path forward. Once an agreement is reached, it will be submitted to Harris County Commissioners Court for approval.
- The Flood Control District is aiming to resume construction by early 2023.
- In the interim, the Flood Control District has been notified of maintenance concerns, including mowing and illegal disposal issues. The Flood Control District is actively working to resolve these issues and deter dumping from occurring in the future. To report maintenance and dumping issues please contact our [Citizens Service Center](#) or call [346-286-4197](tel:346-286-4197).

The Flood Control District will provide a progress update when an agreement is posted for Commissioners Court approval and looks forward to restarting construction as quickly as possible. Please visit www.hcfcd.org/C14 for project updates; or to leave a question or comment, click the “[Submit A Comment](#)” button located under the Project Description section.

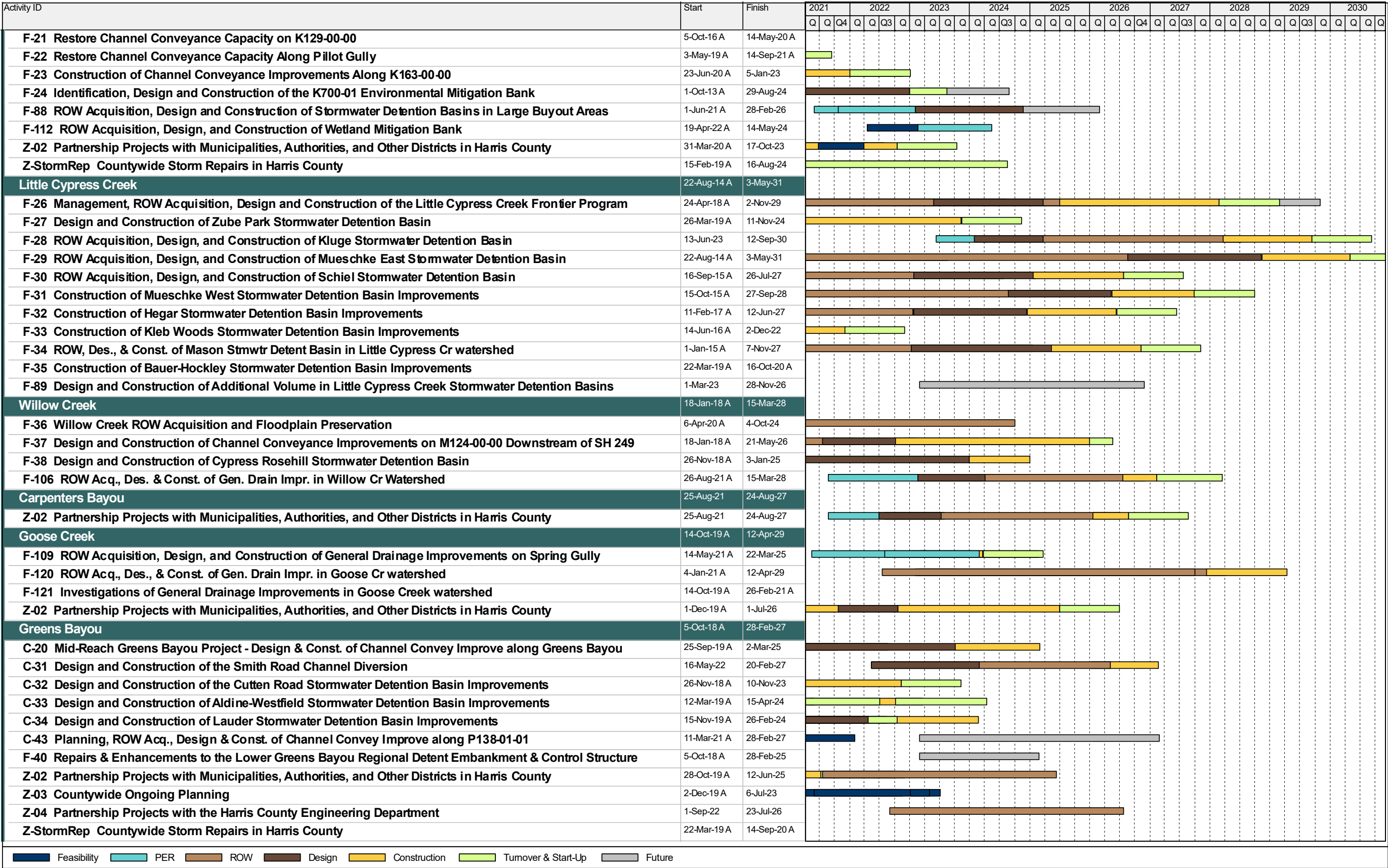
2018 Bond Program Master Schedule



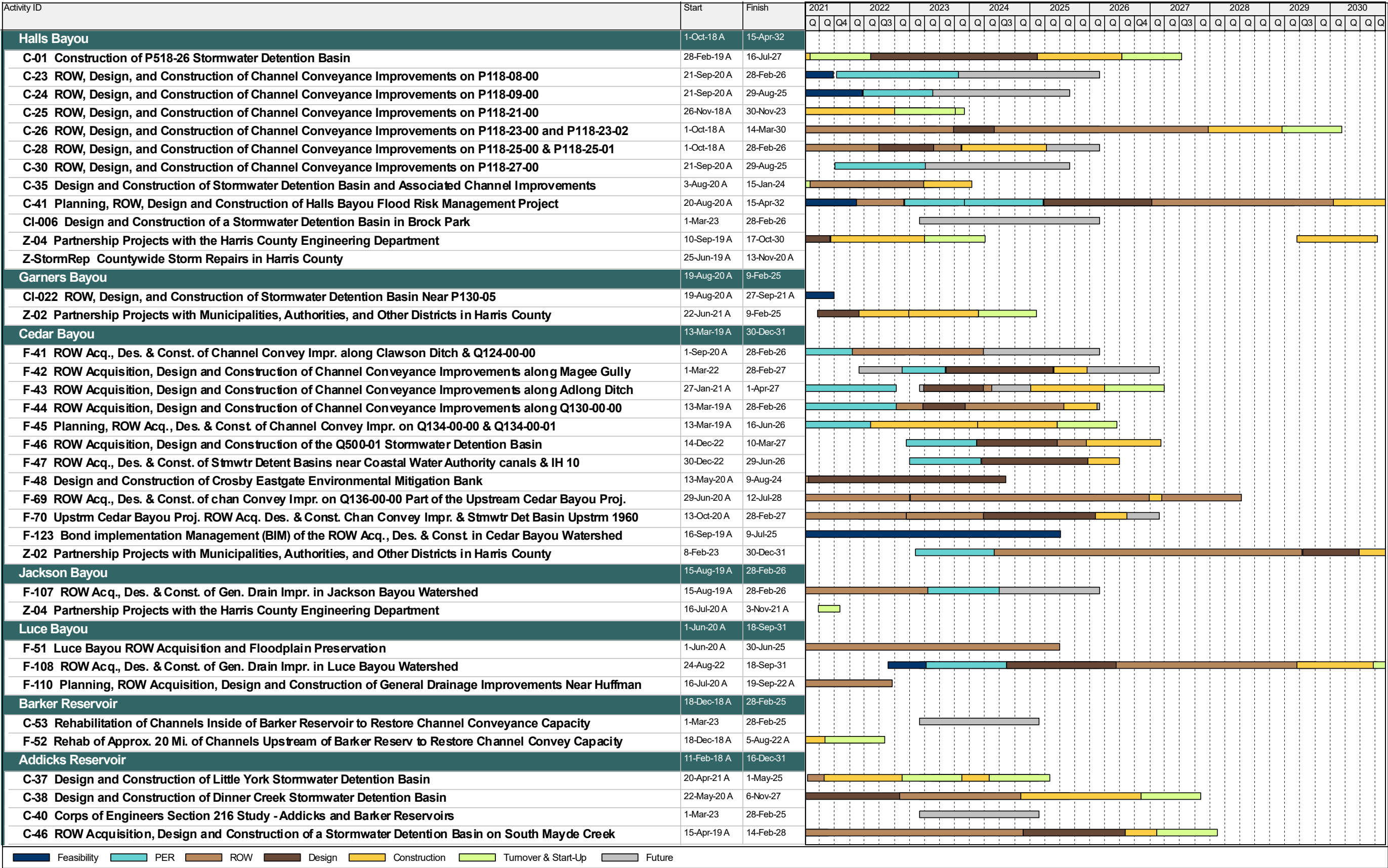
2018 Bond Program Master Schedule



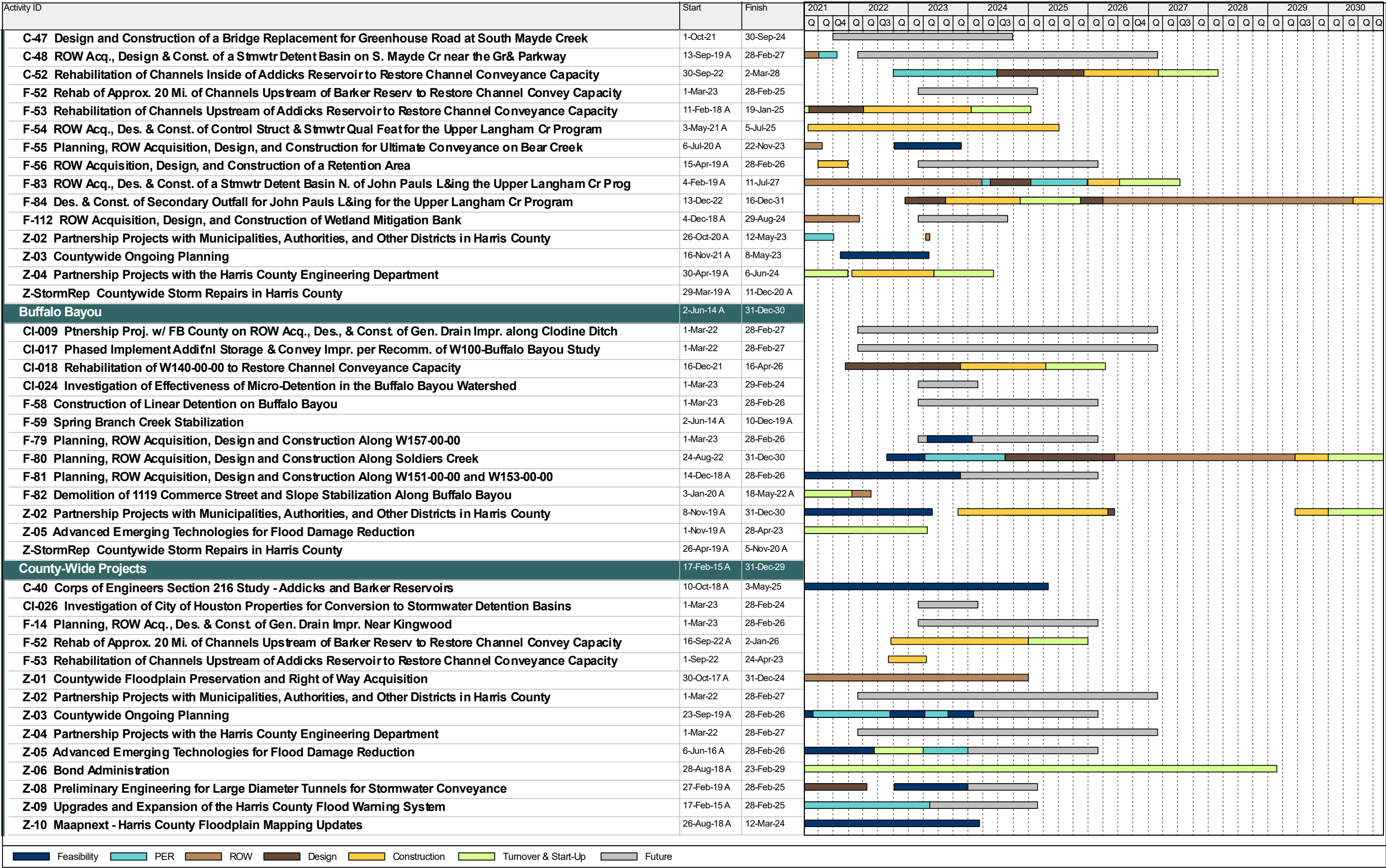
2018 Bond Program Master Schedule



2018 Bond Program Master Schedule



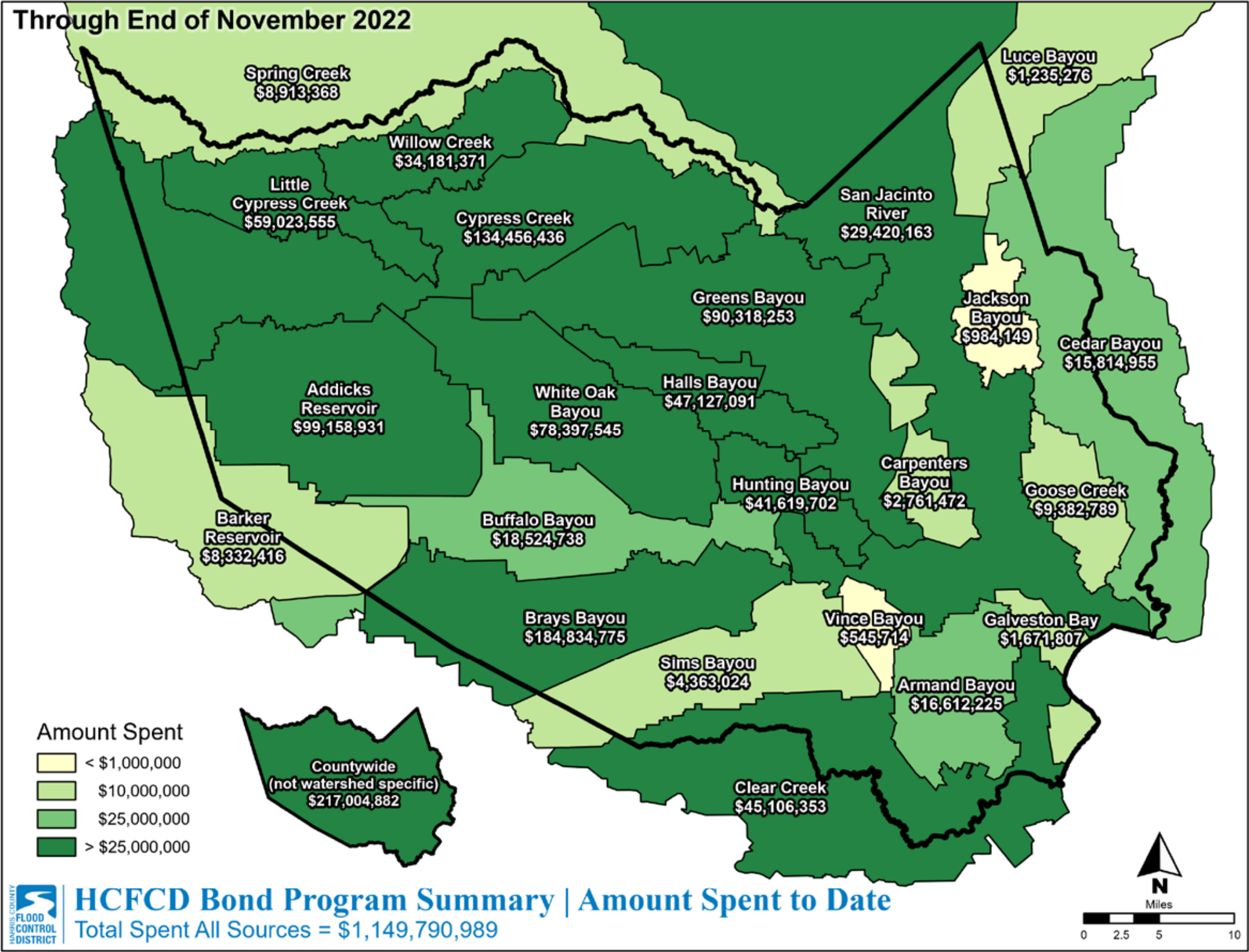
2018 Bond Program Master Schedule

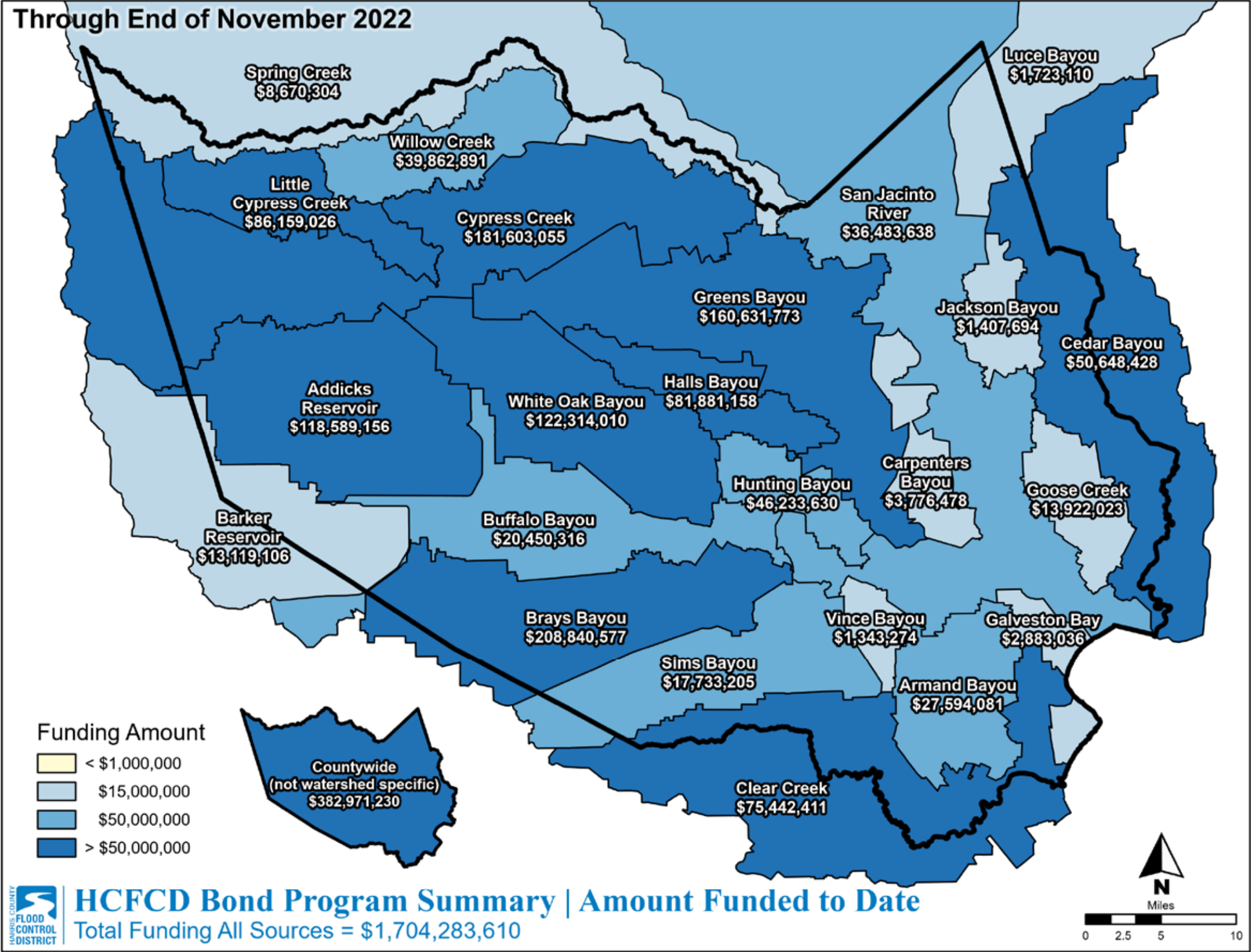


2018 Bond Program Master Schedule

Activity ID	Start	Finish	2021				2022				2023				2024				2025				2026				2027				2028				2029				2030			
			Q	Q	Q4	Q	Q	Q3	Q	Q	Q	Q	Q	Q	Q3	Q	Q	Q	Q	Q	Q	Q	Q4	Q	Q	Q3	Q	Q	Q	Q	Q	Q3	Q	Q	Q	Q						
Z-11 Countywide Communications Relating to 2018 Bond and CIP Projects	1-Aug-19 A	31-Dec-29																																								
Z-Buyout Federal Grant-Funded Volunteer Home Buyouts	16-May-18 A	31-Dec-28																																								
Z-StormRep Countywide Storm Repairs in Harris County	22-Feb-19 A	29-Nov-21 A																																								

Feasibility PER ROW Design Construction Turnover & Start-Up Future



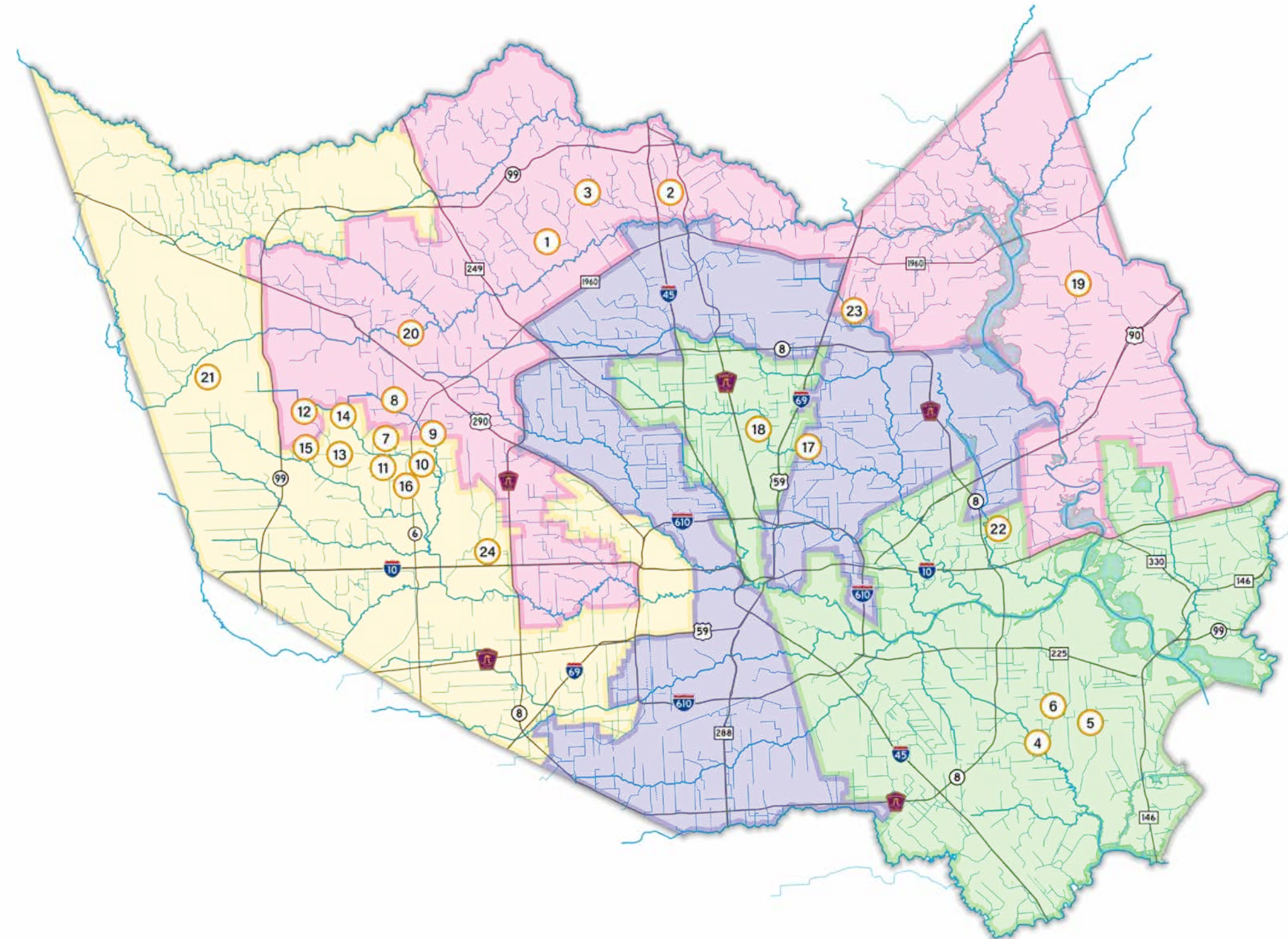




Maintenance Projects

Total Budget: \$50,615,531
Active Construction Projects - December 2022

Project		Budget
K100-00-00-X084		\$13,430,031
1	Major Maintenance of Cypress Creek Tributaries	
	K131-02-00-X027 Cypress Creek	Precinct: 3
K100-00-00-X087		\$13,791,893
2	Major Maintenance of Cypress Creek Tributaries	
	K120-03-00-X008 Cypress Creek	Precinct: 3
3	K124-06-00-X003 Cypress Creek	Precinct: 3
Z100-00-00-X304		\$1,396,540
Drainage System Repairs - Southeast Area		
4	B100-00-00-X011 Armand Bayou	Precinct: 2
5	B106-00-00-X011 Armand Bayou	Precinct: 2
6	B112-00-00-X010 Armand Bayou	Precinct: 2
Z100-00-00-X308		\$9,274,749
Drainage System Repairs		
7	U100-00-00-X060 Addicks Reservoir	Precinct: 4
8	U106-00-00-X058 Addicks Reservoir	Precinct: 3
9	U108-00-00-X005 Addicks Reservoir	Precinct: 4
10	U116-00-00-X006 Addicks Reservoir	Precinct: 4
11	U118-00-00-X009 Addicks Reservoir	Precinct: 4
12	U120-00-00-X023 Addicks Reservoir	Precinct: 3
13	U120-06-00-X005 Addicks Reservoir	Precinct: 4
14	U120-07-00-X003 Addicks Reservoir	Precinct: 4
15	U120-08-00-X005 Addicks Reservoir	Precinct: 3
16	U130-00-00-X003 Addicks Reservoir	Precinct: 4
Z100-00-00-X316		\$1,049,870
Drainage System Repairs		
17	P118-14-00-X001 Halls Bayou	Precincts: 1, 2
18	P118-20-00-X003 Halls Bayou	Precinct: 2
19	R102-00-00-X005 Jackson Bayou	Precinct: 3
Z100-00-00-X324		\$5,255,557
General Drainage System Repairs - North		
20	K146-00-00-X006 Cypress Creek	Precinct: 3
21	K700-01-00-Y002 Cypress Creek	Precinct: 4
22	N118-00-00-X009 Carpenters Bayou	Precinct: 2
23	P130-05-00-X015 Greens Bayou	Precincts: 1, 3
Z100-00-00-X325		\$6,416,891
General Drainage System Repairs		
24	W167-04-00-X013 Buffalo Bayou	Precinct: 4



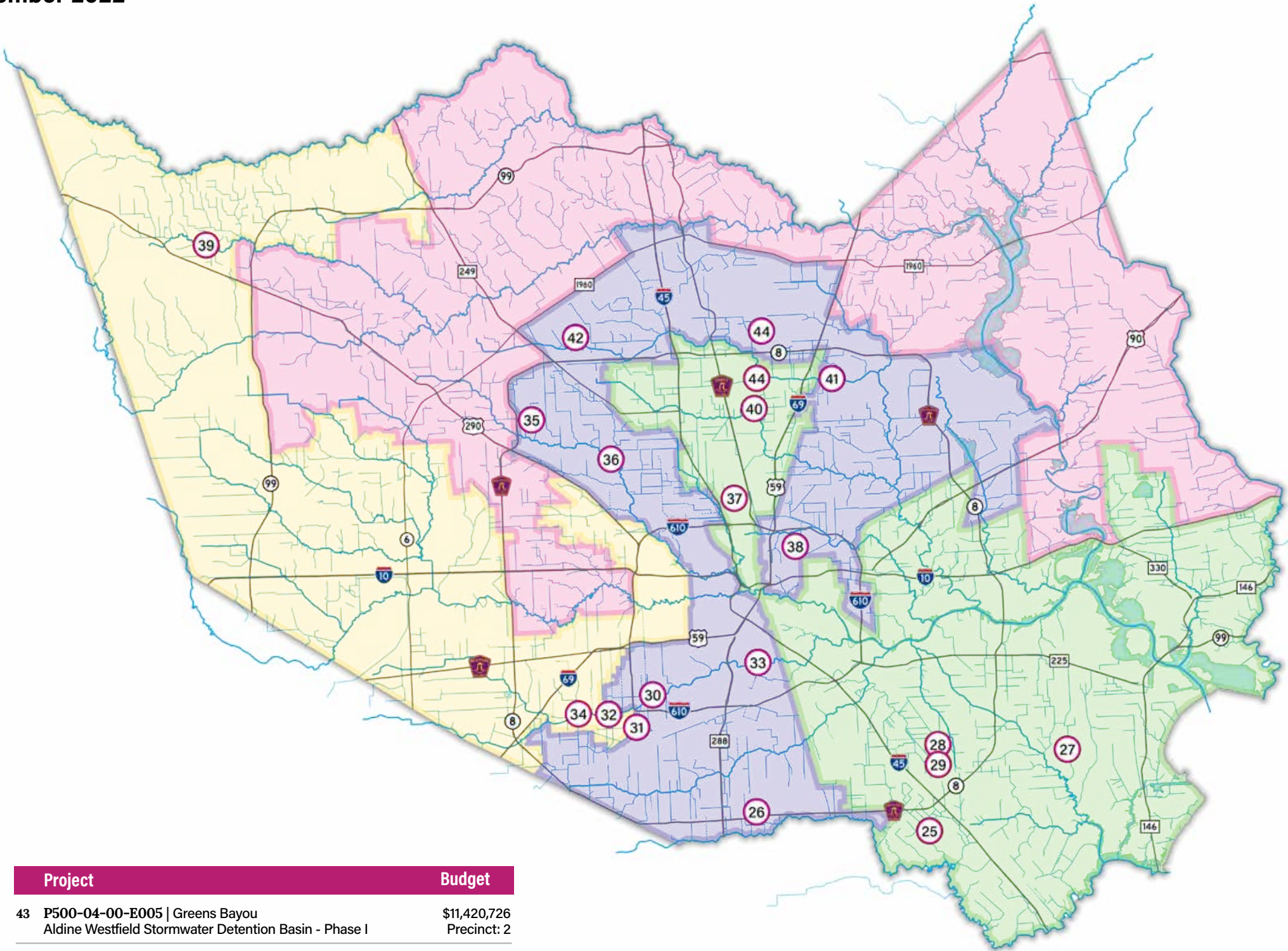


Capital Projects

Total Budget: \$239,793,222

Active Construction Projects - December 2022

	Project	Budget
25	A120-00-00-C003 Clear Creek Mud Gully Channel Conveyance Improvements	\$5,755,382 Precinct: 2
	A520-03-00-E002 Clear Creek Flood Damage Reduction - Multi-Site Project	\$17,258,878
26	A500-08-00-E002 Clear Creek Construction of Lawson Stormwater Detention Basin	Precinct: 1
27	B509-03-00-E002 Armand Bayou Excavation of Genoa-Red Bluff Detention Basin - Phase I	\$2,521,962 Precinct: 2
28	C506-01-00-E004 Sims Bayou South Shaver Stormwater Detention Basin	\$9,846,958 Precinct: 2
29	C506-02-00-E005 Sims Bayou South Shaver Stormwater Detention Basin	\$4,822,417 Precinct: 2
	D100-00-00-B030 Brays Bayou Federal Flood Control Project Multi-Site Project	\$21,347,125
30	D100-00-00-B027 Brays Bayou Stella Link Rd. Bridge	Precinct: 1
31	D100-00-00-B030 Brays Bayou South Rice Blvd. Bridge	Precinct: 1, 4
32	D100-00-00-B031 Brays Bayou Chimney Rock Bridge	Precinct: 1, 4
	D100-00-00-B047 Brays Bayou Federal Flood Control Project Multi-Site Project	\$49,893,131
33	D100-00-00-B011 Brays Bayou Hillcroft St. Bridge	Precinct: 1
34	D100-00-00-B033 Brays Bayou Hillcroft St. Bridge	Precinct: 4
35	E100-00-00-E005 White Oak Bayou Phase 4 Channel Conveyance Improvements	\$21,215,933 Precinct: 1, 3
36	E100-00-00-E006 White Oak Bayou White Oak Bayou Federal Flood Risk Reduction Project Channel Modifications - Discrete Segment 106	\$13,090,887 Precinct: 1
37	E501-02-00-E001 White Oak Bayou Riggs Stormwater Detention Basin - Design Phase	\$1,518,652 Precinct: 1
38	H100-00-00-E005 Hunting Bayou Hunting Bayou Federal Flood Risk Management Project	\$16,338,008 Precinct: 1
39	L500-01-00-E003 Little Cypress Creek Zube Stormwater Detention Basin & Conveyance	\$10,960,373 Precinct: 4
40	P118-21-00-E001 Halls Bayou Open Channel & Concrete Box Improvements	\$5,672,570 Precinct: 2
41	P133-00-00-Y004 Greens Bayou Smith Road Channel Diversion Project	\$11,338,254 Precinct: 2
42	P500-02-00-E013 Greens Bayou Cutten Stormwater Detention Basin Improvements	\$14,243,497 Precinct: 1



	Project	Budget
43	P500-04-00-E005 Greens Bayou Aldine Westfield Stormwater Detention Basin - Phase I	\$11,420,726 Precinct: 2
44	P500-06-00-E006 Halls Bayou Lauder Stormwater Detention Basin - Phase II	\$22,548,469 Precinct: 2

CORRECTION:

The following table is intended to provide revisions to the 2022 Monthly Bond Update submittals that contained incorrect values. Updated monthly reports are available for download on the Flood Control District website at www.hcfcd.org/2018-bond-program.

Update Month ->	January	February	March	April	May	June	July	August	September	October	November	December
Through ->	12/31/2021	1/31/2022	2/28/2022	3/31/2022	4/30/2022	5/31/2022	6/30/2022	7/31/2022	8/31/2022	9/30/2022	10/31/2022	11/30/2022
Construction Contracts Awarded Last Month - Count	0	1	1	1	0	1	1	1	1	0	0	0
Construction Contracts Awarded Last Month - Amount	\$0	\$4.8M	\$9.7M	\$1.3M	\$0	\$12M	\$9.3M	\$1.2M	\$22.5M	\$0	\$0	\$0
Construction Contracts Awarded Total - Count	42	43	44	45	45	46	47	48	49	49	49	49
Construction Contracts Awarded Total - Amount	\$354M	\$359M	\$369M	\$370M	\$370M	\$382M	\$392M	\$393M	\$415.5M	\$415.5M	\$415.5M	\$415.5M
Agreements Awarded Last Month - Count	10	5	11	6	6	11	5	3	9	11	9	5
Agreements Awarded Last Month - Amount	\$20M	\$17.5M	\$1.8M	\$60K	\$250K	\$1.5M	\$20M	\$0K	\$11.1M	\$11.6M	\$33M	\$23.5M
Agreements Awarded Total - Count	415	420	431	437	443	454	459	462	471	482	491	496
Agreements Awarded Total - Amount	\$316M	\$334M	\$335M	\$336M	\$336M	\$338M	\$358M	\$358M	\$369M	\$381M	\$414M	\$437.5M
SPI	1.00	0.99	0.98	0.97	0.97	0.97	0.97	0.97	0.95	0.95	0.95	0.95
Total Spending of 2018 Bond Program	\$903M	\$935M	\$967M	\$975M	\$1.025B	\$1.05B	\$1.06B	\$1.10B	\$1.125B	\$1.13B	\$1.14B	\$1.15B
Bond Spending	\$462M	\$472M	\$485M	\$492M	\$533M	\$545M	\$551M	\$588M	\$584M	\$588M	\$596M	\$602M
Grants Spending	\$323M	\$336M	\$345M	\$351M	\$356M	\$367M	\$368M	\$374M	\$376M	\$391M	\$393M	\$392M
Other Local Funds Spending	\$117M	\$127M	\$137M	\$132M	\$136M	\$140M	\$141M	\$143M	\$165M	\$155M	\$155M	\$157M
% Complete of the 2018 Bond Program	18.5%	18.9%	19.4%	19.7%	21.3%	21.8%	22.0%	23.5%	23.4%	23.5%	23.8%	24.1%